

Day Wise Energy Consumption recorded for the month of August - 2021

Report Generation Date : 30-Aug-2021

DAY WISE DRAWALS											Excess	SPDCL	Net LR	Un_Restc	Diff.	Week Day	G.H. Cons.
Date	MBN	NLG	MDK	R_Tot	RR(S)	RR(N)	RR(E)	HYD	GHMC+VKB	SPDCL	Drawn	ABT Act	Cons.	in Cons.			
DAILY QUOTA	13.8	23.74	20.13	57.67	21.23	6.75	5.26	18.9	52.14	109.81							
3-Aug-21	23.27	33.82	29.99	87.08	9.39	11.19	6.13	23.18	49.89	136.96	27.16	149.44	0	149.44	12.48	TUESDAY	49.89
4-Aug-21	23.32	33.38	31.68	88.38	10.12	11.21	6.22	24.06	51.61	140	30.2	152.12	0	152.12	12.12	WEDNESDAY	51.61
5-Aug-21	24.47	34.23	30.97	89.67	9.7	11.48	5.98	23.71	50.87	140.55	30.75	155.22	4.22	159.44	14.67	THURSDAY	50.87
6-Aug-21	24.58	34.79	30.86	90.23	10.04	11.89	6.15	24.37	52.45	142.68	32.88	156.38	0	156.38	13.7	FRIDAY	52.46
7-Aug-21	24.73	35.04	30.62	90.39	10.53	11.64	6.24	24.16	52.57	142.95	33.15	160.7	0	160.7	17.75	SATURDAY	52.56
11-Aug-21	26.17	33.7	32.19	92.06	10.02	12.23	6.7	26.35	55.3	147.37	37.57	160.7	0	160.7	13.33	WEDNESDAY	55.3
14-Aug-21	26.57	31.2	32.43	90.2	10.42	11.1	6.37	25.02	52.91	143.1	33.3	148.92	0	148.92	5.82	SATURDAY	52.9
15-Aug-21	28.28	31.08	30.03	89.39	9.44	9.91	5.6	20.61	45.56	134.95	25.15	148.92	0	148.92	13.97	SUNDAY	45.56
16-Aug-21	20.26	22.53	24.99	67.78	8.12	10.75	5.94	23.57	48.38	116.16	6.37	127.35	0	127.35	11.19	MONDAY	48.38
17-Aug-21	19.54	20.91	21.79	62.24	7.66	10.84	5.99	23.08	47.57	109.81	0.01	121.55	0	121.55	11.74	TUESDAY	47.57
18-Aug-21	20.8	23.36	19.99	64.15	7.65	11.04	5.87	23.03	47.59	111.73	1.93	124.26	0	124.26	12.53	WEDNESDAY	47.58
19-Aug-21	21.4	27.7	21.45	70.55	7.45	11.09	5.92	23.04	47.5	118.04	8.24	132.14	0	132.14	14.1	THURSDAY	47.5
20-Aug-21	22.78	30.19	23.36	76.33	8.2	11	5.56	22.73	47.49	123.82	14.02	139.66	4.22	143.88	15.84	FRIDAY	47.49
21-Aug-21	23.97	28.84	24.75	77.56	8.28	11.03	5.89	22.44	47.64	125.2	15.4	139.47	0	139.47	14.27	SATURDAY	47.64
22-Aug-21	22.02	28.55	22.22	72.79	7.8	0	5.37	21.37	34.54	107.33	-2.47	137.22	0	137.22	29.89	SUNDAY	34.54
23-Aug-21	21.3	27.55	22.1	70.95	8.28	10.75	5.88	23.85	48.76	119.71	9.91	145.34	0	145.34	25.63	MONDAY	48.77
24-Aug-21	24.36	30.7	22.62	77.68	8.96	11.45	5.86	24.89	51.16	128.83	19.04	153.56	0	153.56	24.73	TUESDAY	51.15
25-Aug-21	24.97	30.42	23.76	79.15	8.97	11.44	6.11	25.11	51.63	130.78	20.98	156.22	0	156.22	25.44	WEDNESDAY	51.64
26-Aug-21	23.23	24.43	22.17	69.83	7.58	11.43	6.09	24.75	49.85	119.67	9.87	142.87	0	142.87	23.2	THURSDAY	49.84
27-Aug-21	24.88	21.68	21.61	68.17	7.89	11.5	5.97	24.93	50.29	118.45	8.65	140.5	0	140.5	22.05	FRIDAY	50.28
28-Aug-21	20.26	21.36	21.99	63.61	7.63	10.82	5.75	23.75	47.95	111.56	1.76	132.27	0	132.27	20.71	SATURDAY	47.95
29-Aug-21	18.69	19.15	21.4	59.24	7.11	9.77	5.03	21.72	43.63	102.87	-6.93	114.36	0	114.36	11.49	SUNDAY	43.63
Total	509.85	624.61	562.97	1697.43	191.24	233.56	130.62	519.72	1075.14	2772.52	356.94	3139.17	8.44	3147.61	366.65		1075.11
Average	23.57	29.35	26.85	79.77	8.92	11.27	5.99	23.82	50	129.76	19.96	143.22	0.38	142.84	13.46		49.99
Max	28.28	35.04	32.43	1697.43	10.53	12.23	6.7	26.35	55.3	147.37	37.57	160.7	4.22	160.7	29.89		55.3

Day wise Demand recorded for the month of August - 2021

Report Generation Date : 30-Aug-2021

Date	DAY WISE Demand																	
	MBN		NLG		MDK		RR(S)		RR(N)		RR(E)		HYD		ABT			
	max	min	max	min	max	min	max	min	max	min	max	min	max	min	MD (MW)	Time (Hrs)	MD (MW)	Time (Hrs)
1-Aug-21	1132	713	1211	600	1432	942	338	211	454	353	254	162	882	617	0	0	0	0
2-Aug-21	1241	757	1261	665	1491	1010	360	221	456	310	257	153	970	607	0	0	0	0
3-Aug-21	1296	800	1314	648	1551	1050	373	217	461	339	277	167	985	638	7364	11:00	5176	22:00
4-Aug-21	1319	798	1365	584	1570	1082	382	232	499	347	270	177	997	649	7387	9:30	5314	21:30
5-Aug-21	1367	800	1376	667	1548	1067	368	235	468	336	276	183	1004	632	7673	10:00	5350	22:00
6-Aug-21	1362	819	1368	713	1529	1057	379	225	469	301	276	169	1033	628	7715	9:30	5538	3:30
7-Aug-21	1465	890	1405	725	1540	1029	387	245	471	335	272	166	1033	642	7820	12:00	5550	22:00
8-Aug-21	1337	834	1384	619	1483	934	367	221	456	342	277	188	974	679	0	0	0	0
9-Aug-21	1435	865	1271	538	1537	1063	382	233	486	336	282	166	1084	686	0	0	0	0
10-Aug-21	1509	888	1398	707	1660	1074	372	223	454	334	287	209	1080	727	0	0	0	0
11-Aug-21	1521	108	1337	699	1631	1132	394	224	482	340	284	187	1073	723	7820	12:00	5550	22:00
12-Aug-21	1492	803	1386	631	1643	1067	380	236	543	378	273	184	1076	730	0	0	0	0
13-Aug-21	1379	787	1094	677	1605	1073	368	234	475	314	272	170	0	0	0	0	0	0
14-Aug-21	1442	771	1236	657	1610	1096	389	240	496	369	265	184	988	694	7280	8:00	4787	22:00
15-Aug-21	1425	630	1242	575	1534	937	397	221	458	335	250	174	910	656	7280	8:00	4787	22:00
16-Aug-21	980	648	841	557	1111	833	303	199	471	313	254	159	938	644	6008	12:00	4619	4:00
17-Aug-21	913	612	770	535	1067	690	299	199	443	330	276	194	958	596	5872	9:00	4333	23:30
18-Aug-21	1073	673	932	574	902	675	292	187	479	339	268	159	948	565	6126	12:00	4094	1:30
19-Aug-21	1136	682	1099	603	1018	718	292	186	458	307	264	165	949	571	6488	11:30	4504	2:30
20-Aug-21	1243	683	1254	639	1184	803	333	196	446	330	265	161	992	593	7087	10:30	4798	22:00
21-Aug-21	1311	726	1161	582	1212	757	335	203	466	328	277	185	949	574	6893	9:00	4808	21:30
22-Aug-21	1138	688	1150	530	1519	690	319	209	0	0	273	177	891	593	6742	8:00	4784	22:00
23-Aug-21	1154	710	1085	620	1155	726	337	211	486	311	280	165	996	629	7136	15:00	5028	2:30
24-Aug-21	1234	754	1262	644	1057	775	350	206	479	330	244	152	1012	613	7418	10:30	5425	3:00
25-Aug-21	1346	683	1272	539	1206	783	359	209	481	328	280	192	1052	649	7807	10:30	5173	22:00
26-Aug-21	1346	683	972	525	1095	741	290	199	479	312	280	165	1003	647	6869	12:30	5020	23:00
27-Aug-21	1233	652	859	545	1028	738	303	184	472	330	288	170	1091	635	6916	10:30	4931	2:30
28-Aug-21	990	54	804	520	1027	770	300	192	469	328	282	180	944	612	6524	10:00	4375	23:30
29-Aug-21	905	540	746	466	1013	712	295	182	458	334	256	164	874	565	5557	12:00	3967	23:30

TSSPDCL - LMRC / Corporate Office

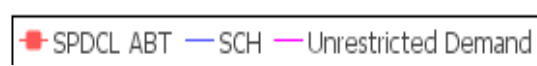
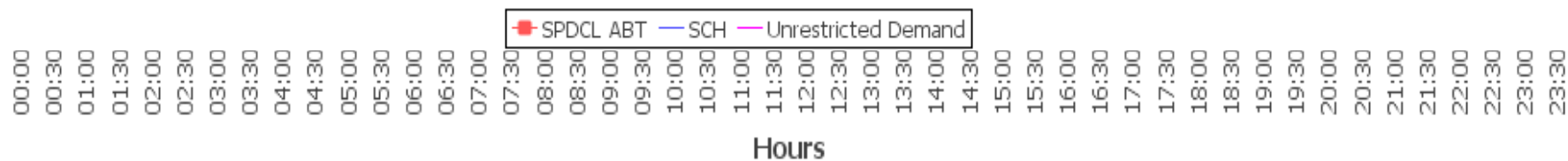
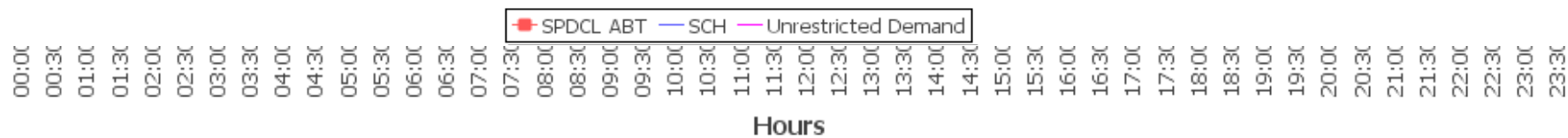
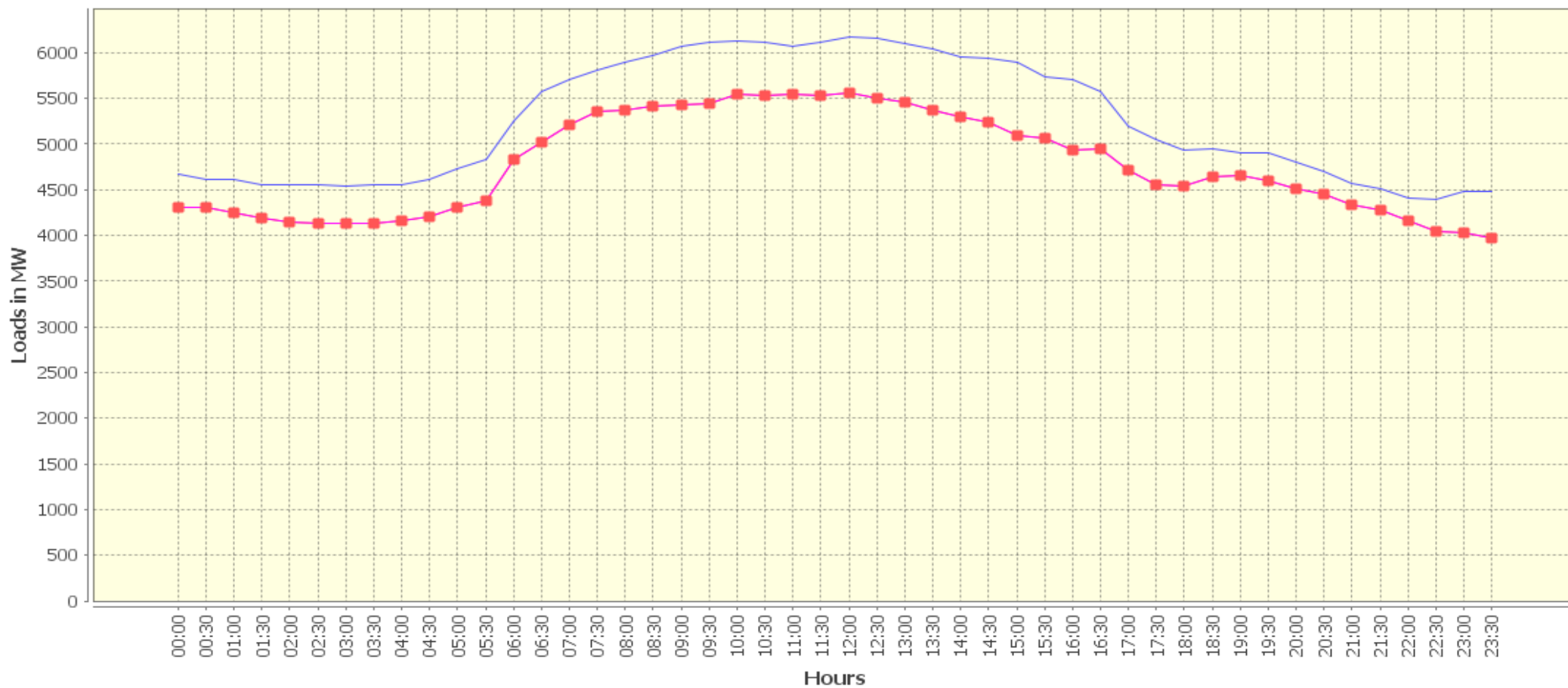
Half-Hourly Demand Recorded in MW for 29.08.2021 (Sunday)

Report Generation Date : 30-Aug-2021

Time	Freq.	T-ELR	MBN	NLG	MDK	HYD	RR	SPDCL SCH	SPDCL (ABT- RMD)	UNR-dmd	Diff	GH-dmd	Circle Total
1	2	3	4	5	6	7	8	9	10	11	12(10-9)	13	14
00:00 - 00:30	49.99	0	667	611	786	617	712	4669	4303	4303	-366	1329	3393
00:30 - 01:00	50	0	667	611	786	617	712	4610	4304	4304	-306	1329	3393
01:00 - 01:30	50.02	0	665	597	819	590	697	4612	4244	4244	-368	1287	3368
01:30 - 02:00	50.02	0	665	597	819	590	697	4557	4187	4187	-370	1287	3368
02:00 - 02:30	50.02	0	665	607	809	565	681	4558	4146	4146	-412	1246	3327
02:30 - 03:00	49.98	0	665	607	809	565	681	4551	4126	4126	-425	1246	3327
03:00 - 03:30	49.97	0	678	625	816	569	691	4544	4124	4124	-420	1260	3379
03:30 - 04:00	49.98	0	678	625	816	569	691	4555	4132	4132	-423	1260	3379
04:00 - 04:30	50.05	0	686	636	860	596	721	4553	4157	4157	-396	1317	3499
04:30 - 05:00	50.03	0	686	636	860	596	721	4614	4209	4209	-405	1317	3499
05:00 - 05:30	50.06	0	703	679	885	625	776	4734	4298	4298	-436	1401	3668
05:30 - 06:00	49.92	0	703	679	885	625	776	4833	4376	4376	-457	1401	3668
06:00 - 06:30	49.95	0	837	741	980	680	867	5256	4828	4828	-428	1547	4105
06:30 - 07:00	50	0	837	741	980	680	867	5578	5013	5013	-565	1547	4105
07:00 - 07:30	50	0	863	743	1009	747	925	5697	5215	5215	-482	1672	4287
07:30 - 08:00	50.03	0	863	743	1009	747	925	5810	5360	5360	-450	1672	4287
08:00 - 08:30	50.08	0	854	696	1013	802	962	5898	5367	5367	-531	1764	4327
08:30 - 09:00	50.03	0	854	696	1013	802	962	5968	5416	5416	-552	1764	4327
09:00 - 09:30	49.99	0	831	645	994	836	991	6062	5428	5428	-634	1827	4297
09:30 - 10:00	50.03	0	831	645	994	836	991	6113	5437	5437	-676	1827	4297
10:00 - 10:30	49.97	0	859	686	971	866	979	6130	5544	5544	-586	1845	4361
10:30 - 11:00	50.03	0	859	686	971	866	979	6116	5523	5523	-593	1845	4361
11:00 - 11:30	50.04	0	873	702	976	867	964	6063	5540	5540	-523	1831	4382
11:30 - 12:00	50.03	0	873	702	976	867	964	6111	5533	5533	-578	1831	4382
12:00 - 12:30	50.03	0	902	746	959	854	958	6174	5557	5557	-617	1812	4419

Time	Freq.	T-ELR	MBN	NLG	MDK	HYD	RR	SPDCL SCH	SPDCL (ABT- RMD)	UNR-dmd	Diff	GH-dmd	Circle Total
12:30 - 13:00	49.98	0	902	746	959	854	958	6156	5504	5504	-652	1812	4419
13:00 - 13:30	50.04	0	905	743	920	822	931	6091	5461	5461	-630	1753	4321
13:30 - 14:00	49.94	0	905	743	920	822	931	6033	5370	5370	-663	1753	4321
14:00 - 14:30	49.97	0	887	678	929	791	923	5951	5290	5290	-661	1714	4208
14:30 - 15:00	49.99	0	887	678	929	791	923	5932	5239	5239	-693	1714	4208
15:00 - 15:30	50	0	875	698	851	783	904	5891	5095	5095	-796	1687	4111
15:30 - 16:00	50.04	0	875	698	851	783	904	5726	5069	5069	-657	1687	4111
16:00 - 16:30	50.03	0	738	630	807	786	876	5704	4936	4936	-768	1662	3837
16:30 - 17:00	49.94	0	738	630	807	786	876	5575	4943	4943	-632	1662	3837
17:00 - 17:30	50.08	0	626	519	782	819	904	5199	4717	4717	-482	1723	3650
17:30 - 18:00	49.97	0	626	519	782	819	904	5050	4547	4547	-503	1723	3650
18:00 - 18:30	49.97	0	590	528	747	874	914	4935	4544	4544	-391	1788	3653
18:30 - 19:00	49.94	0	590	528	747	874	914	4947	4647	4647	-300	1788	3653
19:00 - 19:30	49.97	0	582	521	729	869	861	4905	4650	4650	-255	1730	3562
19:30 - 20:00	50.04	0	582	521	729	869	861	4904	4593	4593	-311	1730	3562
20:00 - 20:30	50.03	0	555	496	712	824	840	4793	4509	4509	-284	1664	3427
20:30 - 21:00	50.03	0	555	496	712	824	840	4699	4447	4447	-252	1664	3427
21:00 - 21:30	50	0	542	475	714	771	818	4569	4329	4329	-240	1589	3320
21:30 - 22:00	50.06	0	542	475	714	771	818	4515	4273	4273	-242	1589	3320
22:00 - 22:30	50.03	0	542	466	739	689	802	4410	4158	4158	-252	1491	3238
22:30 - 23:00	50	0	542	466	739	689	802	4386	4041	4041	-345	1491	3238
23:00 - 23:30	50.06	0	540	478	854	642	780	4474	4021	4021	-453	1422	3294
23:30 - 00:00	50.09	0	540	478	854	642	780	4478	3967	3967	-511	1422	3294
Max for Day	50.09	0	905	746	1013	874	991	6174	5557	5557	-240	1845	4419
Min for Day	49.92	0	540	466	712	565	681	4386	3967	3967	-796	1246	3238

TSSPDCL-LMRC/Corporate Office SPDCL Load Vs Schedule for 29.08.2021 (Sunday)



TSSPDCL - LMRC / Corporate office
Circle wise position of Three Phase Distribution Transformer failures

Date: 28.08.2021

S.No	Circle	No. of SPM Sheds Mo. of DTRs Existing as on 31 March-2021	DTRs failed during FY 2020-21	% Failures for FY 2020-21	DTRs failed during FY 2021-22	% Failures for FY 2020-21	DTRs failed during the month of July -21 till date	During the day					DTRs under repairs				DTRs Rolling Stock (Healthy)	Replaced Within													
								Failed DTRs Received to SPM				Total Receipts			Repaired DTRs	WGP		RGP	BGP	TOTAL	24 Hrs	48 Hrs	>48 Hrs	Total Replaced	Total Replaced		Yet to be replaced	Ins for not replaced			
								Major	Failed near Cut near	CSP	Conve	Total	By Dept. Vehicle	Consumer Vehicle											Total	Issued by Dept. Vehicle			Issued by Consumer Vehicle	Total	
(1)	(2)	(3)	(4)	(7)	(6)	(7)	(8)	(9)	(10)	(11)	(12)	(13)	(14)	(15)	(16)	(17)	(18)	(19)	(20)	(21)	(22)	(23)	(24)	(25)	(26)	(27)	(28)	(29)	(30)	(31)	(32)
1	MBN	19	68319	8546	12.51	981	1.44	147	0	0	0	0	0	0	0	0	0	229	7	547	783	233	0	0	0	0	0	0	0	0	
2	NLG	20	102569	10580	10.32	2085	2.03	166	0	0	0	0	0	0	0	0	17	167	22	429	618	95	0	0	0	0	0	0	0	0	
3	MDK	16	69931	4570	6.54	559	0.80	55	0	0	0	0	0	0	0	0	0	89	18	208	315	242	0	0	0	0	0	0	0	0	
4	RR(S)	7	47705	2043	4.28	483	1.01	65	0	0	0	0	0	0	0	0	0	194	7	659	860	535	0	0	0	0	0	0	0	0	
5	RR(N)	3	16285	0	0.00	0	0.00	0	0	0	0	0	0	0	0	0	0	0	0	60	60	242	0	0	0	0	0	0	0	0	
6	RR(E)	3	27993	525	1.88	146	0.52	7	1	0	1	0	1	1		1	0	14	1	18	33	216	1	0	0	1	1	0	1	0	
7	Hyd (N)	1	15582	45	0.29	0	0.00	0	0	0	0	0	0	0	0	0	0	0	0	0	0	0	0	0	0	0	0	0	0	0	
8	Hyd (S)	1	6400	6	0.09	0	0.00	0	0	0	0	0	0	0	0	0	0	0	0	0	0	0	0	0	0	0	0	0	0	0	
9	Hyd (C)	1	8072	110	1.36	0	0.00	0	0	0	0	0	0	0	0	0	0	0	0	0	0	0	0	0	0	0	0	0	0	0	
Total		71	362856	26425	7.28	4254	1.17	440	1	0	1	0	1	1	0	1	17	693	55	1921	2669	1563	1	0	0	1	1	0	1	0	

Abstract

S.No.	Circle	Reason for failures												Total			
		Over Load	Phase to Phase	LT Line Fault	Earth Fault	Internal Fault	HG Fuse not Standing	On Agl. Motor Fault	Oil Gussing out	Low OIL level	LAs / Tank Burst	Heavy gale&Wind/Lighting Strokes	Others				
1	MBNR	0	0	0	0	0	0	0	0	0	0	0	0	0	0	0	0
2	NLG	0	0	0	0	0	0	0	0	0	0	0	0	0	0	0	0
3	MDK	0	0	0	0	0	0	0	0	0	0	0	0	0	0	0	0
4	RR (S)	0	0	0	0	0	0	0	0	0	0	0	0	0	0	0	0
5	RR (N)	0	0	0	0	0	0	0	0	0	0	0	0	0	0	0	0
6	RR (E)	0	1	0	0	0	0	0	0	0	0	0	0	0	0	0	1
7	Hyd (N)	0	0	0	0	0	0	0	0	0	0	0	0	0	0	0	0
8	Hyd (S)	0	0	0	0	0	0	0	0	0	0	0	0	0	0	0	0
9	Hyd (C)	0	0	0	0	0	0	0	0	0	0	0	0	0	0	0	0
CPDCL Total		0	1	0	0	0	0	0	0	0	0	0	0	0	0	0	1

Sl.No	Circles	No of DTRs Existing as on 31 March-2021	Rolling Stock(4%)			Healthy Stock(2%)		
			Reqired	ACT	Diff.	Reqired	ACT	Diff.
1	MBN	68319	2733	1016	-1717	1366	233	-1133
2	NLG	102569	4103	713	-3390	2051	95	-1956
3	MDK	69931	2797	557	-2240	1399	242	-1157
4	RR(S)	47705	1908	1395	-513	954	535	-419
5	RR(N)	16285	651	302	-349	326	242	-84
6	RR(E)	27993	1120	51	-1069	560	33	-527
7	Hyd (N)	15582	623	0	-623	312	0	-312
8	Hyd (S)	6400	256	0	-256	128	0	-128
9	Hyd (C)	8072	323	0	-323	161	0	-161
CPDCL Total		362856	14514	4034	-10480	7257	1380	-5877

Circle wise position of Single Phase Distribution Transformer failures

S.No	Circle	No. of SPM Sheds No. of DTRs Existing as on 31	Major DTRs failed during FY 2020-21	% Failures for FY 2020/21	DTRs failed during FY 2021-22	% Failures for FY 2021-22	DTRs failed during the month of April -21 till date	During the day							DTRs under repairs				DTRs Rolling Stock (Healthy)	Replaced Within											
								Failed DTRs Received to SPM				Total	Total Receipts			Repaired DTRs	WGP	RGP		BGP	TOTAL	Total Replaced				Yet to be replaced	Reasons for not replaced				
								Major	Failed near	CSP	Conve		By Dept. Vehicle	By Consumer Vehicle	Total							Issued by Dept. Vehicle	Issued by Consumer Vehicle	Total	24 Hrs			48 Hrs	>48 Hrs	Total Replaced	
(1)	(2)	3	(4)	(7)	(6)	(7)	(8)	(9)	(10)	Cut near	(12)	(13)	(14)	(15)	(16)	(17)	(18)	(19)	(20)	(21)	(22)	(23)	(24)	(25)	(26)	(27)	(28)	(29)	(30)	(31)	(32)
1	MBN	19	21049	3332	15.83	405	1.92	54	0	0	0	0	0	0	0	0	0	46	3	192	241	101	0	0	0	0	0	0	0	0	
2	NLG	20	29387	2580	8.78	526	1.79	55	0	0	0	0	0	0	0	0	1	14	10	374	398	57	0	0	0	0	0	0	0	0	
3	MDK	16	18357	1391	7.58	239	1.30	23	0	0	0	0	0	0	0	0	0	7	0	137	144	123	0	0	0	0	0	0	0	0	
4	RR(S)	7	15851	585	3.69	135	0.85	18	0	0	0	0	0	0	0	0	0	15	1	433	449	412	0	0	0	0	0	0	0	0	
5	RR(N)	3	2125	0	0.00	0	0.00	0	0	0	0	0	0	0	0	0	0	0	0	9	9	182	0	0	0	0	0	0	0	0	
6	RR(E)	3	4996	9	0.18	2	0.04	0	0	0	0	0	0	0	0	0	0	0	0	3	3	126	0	0	0	0	0	0	0	0	
7	Hyd (N)	1	342	0	0.00	0	0.00	0	0	0	0	0	0	0	0	0	0	0	0	0	0	0	0	0	0	0	0	0	0	0	
8	Hyd (S)	1	66	0	0.00	0	0.00	0	0	0	0	0	0	0	0	0	0	0	0	0	0	0	0	0	0	0	0	0	0	0	
9	Hyd (C)	1	54	0	0.00	0	0.00	0	0	0	0	0	0	0	0	0	0	0	0	0	0	0	0	0	0	0	0	0	0	0	
Total		71	92227	7897	8.56	1307	1.42	150	0	0	0	0	0	0	0	0	1	82	14	1148	1244	1001	0	0	0	0	0	0	0	0	

Abstract

S.No.	Circle	Reason for failures												
		Over Load	Phase to Phase	LT Line Fault	Earth Fault	Internal Fault	HG Fuse not Standing	On Agl. Motor Fault	Oil Gussin g out	Low OIL level	LAs / Tank Burst	Heavy gale & Wind / Lighting Strokes	Others	Total
1	MBNR	0	0	0	0	0	0	0	0	0	0	0	0	0
2	NLG	0	0	0	0	0	0	0	0	0	0	0	0	0
3	MDK	0	0	0	0	0	0	0	0	0	0	0	0	0
4	RR (S)	0	0	0	0	0	0	0	0	0	0	0	0	0
5	RR (N)	0	0	0	0	0	0	0	0	0	0	0	0	0
6	RR (E)	0	0	0	0	0	0	0	0	0	0	0	0	0
7	Hyd (N)	0	0	0	0	0	0	0	0	0	0	0	0	0
8	Hyd (S)	0	0	0	0	0	0	0	0	0	0	0	0	0
9	Hyd (C)	0	0	0	0	0	0	0	0	0	0	0	0	0
CPDCL Total		0	0	0	0	0	0	0	0	0	0	0	0	0

Sl.No	Circles	No of DTRs Existing as on 31 March 2021	Rolling Stock(4%)			Healthy Stock(2%)		
			Required	ACT	Diff.	Required	ACT	Diff.
1	MBN	21049	842	342	-500	421	101	-320
2	NLG	29387	1175	455	-720	588	57	-531
3	MDK	18357	734	267	-467	367	123	-244
4	RR(S)	15851	634	861	227	317	412	95
5	RR(N)	2125	85	191	106	43	182	140
6	RR(E)	4996	200	129	-71	100	126	26
7	Hyd (N)	342	14	0	-14	7	0	-7
8	Hyd (S)	66	3	0	-3	1	0	-1
9	Hyd (C)	54	2	0	-2	1	0	-1
CPDCL Total		92227	3689	2245	-1444	1845	1001	-844

Details of Power Transformers Failures

S.No.	Circle	No of PTRs Existing as on 31.03.2021	No of PTRs failed during the F/Y 2020-21	% Failures for the FY 2020-21	No of PTRs failed during the F/Y 2021-22	No of PTRs failed during the Month Aug - 2021	No.of PTRs failed during the day	PTRs failed under				Failed PTRs replaced during the month	Reasons for not replaced
								WGP	RGP	BGP	TOTAL		
1	MBN	574	0	0.00	0	0	0				0		
2	NLG	675	0	0.00	0	0	0				0		
3	MDK	758	0	0.00	0	0	0				0		
4	RR(S)	450	0	0.00	5	0	0				0		
5	RR(N)	132	0	0.00	0	0	0				0		
6	RR(E)	238	0	0.00	0	0	0				0		
7	Hyd	311	0	0.00	0	0	0				0		
	Company	3138	0	0.00	0	0	0	0	0	0	0		

Details of PTR failures during the current month :

PTRs replaced in place of failed PTRs :

TSSPDCL - LMRC / Corporate office

Date: 29.08.2021

Details of Accidents Reports

S.No.	Circle	Division	Section	Area	Name of the Person	Age	No of Accidents from FY 2020 - 2021 (April '21 to March'22)	No of Accidents during the July - 2021 month till date	Department		Non-Department		Remarks
									Fatal	Non-Fatal	Fatal	Non-Fatal	
1	MBN						0						
2	NLG						0						
3	MDK & Siddipet						0						
4	RR(N)						0						
5	RR(S)						0						
6	RR(E)						0						
7	Hyd						0						
8	Company						0	0	0	0	0	0	

Status Report on Breakdowns (Urban / Rural)**Urban**

S.No	Circle	No.of Feeders Existing Urban		Breakdowns occurred during the day		Attended during the day		Time taken for restoring the supply				Remarks (Pending)
		33KV	11KV	33KV	11KV	33KV	11KV	Rectified (Within 24 Hours)		Not Rectified (Above 24 Hours)		
								33KV	11KV	33KV	11KV	
1	MBN	18	107	0	0	0	0	0	0	0	0	
2	NLG	22	358	0	0	0	0	0	0	0	0	
3	MDK	97	359	0	0	0	0	0	0	0	0	
4	SDPT			0	0	0	0	0	0	0	0	0
5	RR(S)	53	234	0	2	0	2	0	2	0	0	
6	RR(N)	54	550	0	6	0	6	0	6	0	0	
7	RR(E)	168	403	0	5	0	5	0	5	0	0	
8	Hyd	194	1044	0	8	0	8	0	8	0	0	
	Total	606	3055	0	21	0	21	0	21	0	0	

Rural

S.No	Circle	No.of Feeders Existing Rurals		Breakdowns occurred during the day		Attended during the day		Time taken for restoring the supply				Remarks (Pending)
		33KV	11KV	33KV	11KV	33KV	11KV	Rectified (Within 24 Hours)		Not Rectified (Above 24 Hours)		
								33KV	11KV	33KV	11KV	
1	MBN	107	849	0	1	0	1	0	1	0	0	
2	NLG	144	988	0	8	0	8	0	8	0	0	
3	MDK	107	933	2	0	2	0	2	0	0	0	
4	SDPT			0	4	0	4	0	4	0	0	0
5	RR(S)	58	396	0	0	0	0	0	0	0	0	
6	RR(N)	38	114	0	0	0	0	0	0	0	0	
7	RR(E)	22	133	0	0	0	0	0	0	0	0	
	Total	476	3413	2	13	2	13	2	13	0	0	
	Grand Total	1082	6468	2	34	2	34	2	34	0	0	

TSSPDCL - LMRC / Corporate office

Circle-wise 33KV Breakdowns

Date: 29.08.2021

S.No	Circle	Name of 132/33KV SS	Name of 33 KV Feeder	Vol	Name of the Division	From	To	Duration	Relay Indication	Cause of Breakdown	Sub Stations Effected	Alternate Supply Arranged
1	Sangareddy	Sadasivpet	Prince Pipes	33KV	Sangareddy	16.20	18.15	01.55		BD due to Conductor snapped		
2	Sangareddy	Jogipet	G.Peddapur	33KV	Jogipet	15.50	18.00	02.10		BD due to Tree fallen on line		

TSSPDCL - LMRC / Corporate office

Date: 29.08.2021

Circle-wise 11KV Breakdowns

S. No	Circle	Name of 33/11KV SS	Name of 11 KV Feeder	Vol	Name of the Division	From	To	Duration	Relay Indication	Cause of Breakdown	Alternate Supply Arranged
1	Mahabubnagar	Kaverammamet	Industrial	11KV	Jadcherla	11:18	14:18	3:00		BD 11KV Wire cut & II KV Insulator FAIL Near Fire Station (EL & OL)	
2	Nalgonda	Katangur	Dugunelly	11KV	Nalgonda	06.00	10.00	04.00	EL	11 KV Jumper Cut	
3	Nalgonda	Nakrekal	Kalimera	11KV	Nalgonda	06.00	09.30	03.30	EL	11 KV Jumper Cut	
4	Nalgonda	Eduloor	Kurumarthy	11KV	Nalgonda	06.00	08.30	02.30	EL	11 KV Jumper Cut	
5	Nalgonda	Nakrekal	Akaram	11KV	Nalgonda	07.00	10.40	03.40	EL	Disc Failed	
6	Nalgonda	Pazzur	Kajeramaram	11KV	Nalgonda	09.40	10.40	01.00	EL	11 KV Jumper Cut	
7	Habsiguda	Street No.8	Green Hills Colony	11KV	Habsiguda	17.21	17.58	00.37		Tree Branches snapped 11KV Line at Snehapuri Colony Street No.8 Lokeshwari APT	
8	Medchal	UMCC	Mini Industry	11KV	Medchal	17.25	18.15	00.50	EL	11KV Conductor Snapped and Replaced at Soyal Hotel, RM Nagar	
9	Medchal	Shameerpet	Shameerpet	11KV	Medchal	12.50	15.30	02.40	EL	Bird fallen on the 11KV Line at Geethanjali biscuit Company Opp	
10	Medchal	Kandlakoya	KV Reddy Nagar	11KV	Medchal	17.25	18.25	01.00	EL	No Fault	
11	Medchal	Aliabad	LGM Pet	11KV	Medchal	17.00	18.00	01.00	EL/OL	Tree Fallen on 11KV Line at Mansanto Backside	
12	Medchal	Kandlakoya	KV Reddy Nagar	11KV	Medchal	06.00	06.45	00.45	EL	Tree Fallen on 11KV Line at Inbisco Company	
13	Siddipet	Guruvannapeta	Thapasally	11KV	Husnabad	12.30	17.00	04.30		Insulator failed	
14	Siddipet	Bekkal	kondapur	11KV	Husnabad	06.10	09.00	02.50		JUMPER CUT	
15	Siddipet	BV Pur SS	Majeedpally Feeder LC.No.9405	11KV	Gajwel	3:41	7:59	4:18		Male female rectification work	
16	Siddipet	Pregnapur SS	11KV Industrial Feeder LC.No.9837	11KV	Gajwel	17.10	19.07	01.57		Tree has fallen by line	
17	Suryapet	Durajpally	Durajpally	11KV	SURYAPET	07.20	10.00	02.40		Insulator failed	

S. No	Circle	Name of 33/11KV SS	Name of 11 KV Feeder	Vol	Name of the Division	From	To	Duration	Relay Indication	Cause of Breakdown	Alternate Supply Arranged
18	Suryapet	G.Malkapuram	Chinthalapalem	11KV	Huzurnagar	06.45	08.00	01.15		11 kv line snapped	
19	Suryapet	BNL Thanda	Vardhapuram	11KV	Huzurnagar	07.00	08.30	01.30		11 kv line snapped	
20	RAJENDRA NAGAR	Gandhamguda	Bhagya nagar	11KV	RAJENDRA NAGAR	15.05	16.10	01.05	EL	11KV Disc failed & replaced at Hertiage	
21	RAJENDRA NAGAR	Mallapur	Balaji nagar	11KV	KANDUKUR	17.33	19.04	01.31	EL	HG fuse Insulator failed & replaced at AGL DTR	
22	MEDCHAL	Kompally	Nuziveedu	11KV	MEDCHAL	22.05	23.10	01.05	EL	Lab Switch open at Nuziveedu Busstop(Due to Rain), 11KV HT cable failed and rectified at BSNL Residency Building	
23	HABSIGUDA	Uppal Khalsa	Shanthi nagar	11KV	HABSIGUDA	23.15	00.35	01.20	EL	11KV Pin insulator failed and rectified at Shanthi nagar	
24	HABSIGUDA	NN colony	Saipriya	11KV	KEESARA	22.50	02.00	03.10	EL	11KV Pin insulator failed and rectified at Kotari apartment, Saipriya colony	
25	SAROOR NAGAR	Maruthi nagar	More	11KV	SAROOR NAGAR	23.00	01.32	02.32	EL	Due to Rain & 11KV Jumper open Behind Spicy Restaurant	
26	SAROOR NAGAR	Kothapet	Dental college	11KV	SAROOR NAGAR	22.58	05.22	06.24	OL	Due to Rain & 11KV Insulator Flashover and Replaced at NEXA Showroom	11KV Nethaji Nagar
27	Hyderabad North	Clock Tower	Natraj	11KV	Paradise	12.15	14.00	01.45	All Indication	3Nos. HG fuses burtout & 2Nos. Jumpers cut at Padmini Hotel	Arranged B/F on 11KV S.P Road feeder
28	Hyderabad North	Nehru Nagar	Hari Hara Kala Bhavan	11KV	Paradise	12.52	14.15	01.23	OL-R&Bph	Tree branches fallen on lines at Urvasi Residency	
29	Hyderabad North	Prashasan Nagar	Arogya Sree	11KV	Banjara Hills	16.38	18.10	01.32	EL	Pin Insulator flash over at Praja Rajyam Party Office	
30	Hyderabad North	Ayyappa Society	Hitech Theater	11KV	Banjara Hills	16.30	17.55	01.25	EL	Pin Insulator flash over at Madhapur	
31	Hyderabad North	Nehru Nagar	LIC Colony	11KV	Bowenpally	19.48	21.17	01.29	OL-R&Yph	Post type Insulator flash over at Deepika Apts & 2Nos. Jumpers cut at K.K.Apts	
32	Hyderabad North	Chilalguda	P.R.Nagar	11KV	Paradise	21.28	22.40	01.12	EL,OL-Rph	Faulty 2Nos. DTRs at P.R.Nagar	
33	Hyderabad South	Malakpet B-Block	C-Quarters	11KV	Asmangadh	22.44	00.38	01.54	EL,OL-Rph	Post type Insulator flash over at Hanuman Temple	Arranged B/F on 11KV Muntaz College fdr
34	Hyderabad Central	A.C.Guards	Bazarghat	11KV	Mehdipatnam	23.20	01.50	02.30	EL	Faulty 5Nos. DTRs at FAPCCI Building	

Circle Wise Fuse off Calls

URBAN

Sl.No	Circle	PREVIOUS PENDING	TODAY	TOTAL	30min.	1hr	2hrs	2hrs Above	TOTAL	Balance
1	MBNR	0	169	169	136	17	16	0	169	0
2	NLG	0	18	18	15	2	1	0	18	0
3	MDK	0	52	52	21	20	10	1	52	0
4	RR -South	0	40	40	23	11	3	3	40	0
5	RR -North	0	107	107	75	32	0	0	107	0
6	RR -East	0	102	102	72	30			102	0
7	Hyd	57	891	948	761	110	0	0	871	0
	TOTAL	57	1379	1436	1103	222	30	4	1359	0

RURAL

Sl.No	Circle	PREVIOUS PENDING	TODAY	TOTAL	30min.	1hr	2hrs	2hrs Above	TOTAL	Balance
1	MBNR	0	167	167	139	15	13	0	167	0
2	NLG	0	21	21	18	2	1	0	21	0
3	MDK	0	56	56	23	22	10	1	56	0
4	RR -South	0	17	17	10	5	1	1	17	0
5	RR -North	0	21	21	15	6	0	0	21	0
6	RR -East	0	24	24	14	10			24	0
	TOTAL	0	306	306	219	60	25	2	306	0

TSSPDCL - LMRC / Corporate office

Dt: 29.08.21

Daily Report on 9 & 24 hours 3 - Phase Power Supply to the Agriculture Sector

S.No	Circle	Total No. of rural feeders existing	No. of feeders for which 24 hrs supply extended in					No of feeders for which 24 hours supply given	No of feeders for which supply is not extended for 24 hrs				Reasons for could not giving 24 hrs supply	Reasons for given more than 2-spells
			1-spell	2-spell	3-spell	4-spell	5-spell		Total	23 to 24 hrs	21 hrs	Less than 22 hrs		
1	MDK	294	0	0	0	0	0	0	0	0	0	0	.	.
2	MBN	840	840	0	0	0	0	840	840	0	0	840	.	.
3	NLG	1035	1035	0	0	0	0	1035	0	0	0	0	.	.
4	RR S	241	0	0	0	0	0	0	0	0	0	0	.	.
5	RR N	0	0	0	0	0	0	0	0	0	0	0	.	.
6	RR E	12	12	0	0	0	0	12	0	0	0	0	.	.
Total		2422	1887	0	0	0	0	1887	840	0	0	840	.	.